

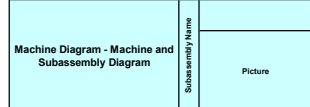
MACHINE LEDGER - Professional Maintenance

Machine name	Model No.	Manufacturer
INLINE CRANKSHAFT GAGE		JENOPTIK

ROOT CAUSE

OPERATION COMPLETED
EXTRA CYCLE
Combined Machine Ledger / PM Calendar 2021
PLANNED OPERATION

KPI **Maintenance Evolution** **COST** **total cost / component**



Component	Picture	Number	Name	Manufacturer	Manufacturer's Part No.	NPM Code	CB# Location	Cost of Component	Component classification A, B, C	Activity Frequency (weeks) and Based on Machine Cycle	Maintenance Time (min)	SMP#	TMS#	Machine Static/Dynamic	What	Who	Replacement Year	R-Consumable/Repairable
-----------	---------	--------	------	--------------	-------------------------	----------	--------------	-------------------	----------------------------------	---	------------------------	------	------	------------------------	------	-----	------------------	-------------------------

1. Excess of resources	2. Lack of knowledge	3. Design weakness	4. Ineffective maintenance	5. Operating conditions not changed	6. Basic condition not observed
------------------------	----------------------	--------------------	----------------------------	-------------------------------------	---------------------------------

2014	2013	Type of Improvement	Parameter change
------	------	---------------------	------------------

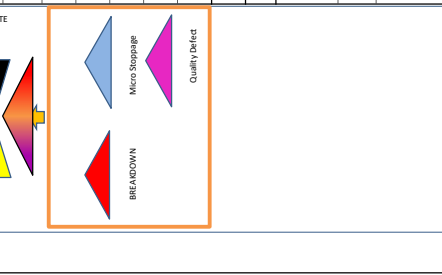
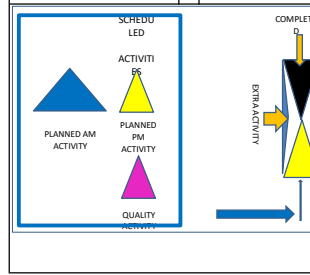
Time (year to minutes)	Begin a new period (year)	Regular	Time used (ET-18)	Double Time	Total Time / year (to minutes)	Total Repair time (per year)	Total Regular	Total Double
------------------------	---------------------------	---------	-------------------	-------------	--------------------------------	------------------------------	---------------	--------------

1		1	Pin/AM Dipper	Festo AG & Co. KG	HDP-3-A-B-SK				A	As	34.5	P13		Static	Replace	MTMM		C	
2		2	Proximity Sensor	Festo AG & Co. KG	IME-S-S-LED-24 150897				A										C
3		2	Origip Jaw	JENOPTIK INDUSTRIAL METROLOG (GERMANY)	607115				A										C
4		2	Insert Origip Jaw	JENOPTIK INDUSTRIAL METROLOG (GERMANY)	1008972				A										C
5																			
6																			
7																			
8																			
9																			
10																			
11																			
12																			

January	February	March	April	May	June	July	August	September	October	November	December
1	1	1	1	1	1	1	1	1	1	1	1
2	2	2	2	2	2	2	2	2	2	2	2
3	3	3	3	3	3	3	3	3	3	3	3
4	4	4	4	4	4	4	4	4	4	4	4
5	5	5	5	5	5	5	5	5	5	5	5
6	6	6	6	6	6	6	6	6	6	6	6
7	7	7	7	7	7	7	7	7	7	7	7
8	8	8	8	8	8	8	8	8	8	8	8
9	9	9	9	9	9	9	9	9	9	9	9
10	10	10	10	10	10	10	10	10	10	10	10
11	11	11	11	11	11	11	11	11	11	11	11
12	12	12	12	12	12	12	12	12	12	12	12
13	13	13	13	13	13	13	13	13	13	13	13
14	14	14	14	14	14	14	14	14	14	14	14
15	15	15	15	15	15	15	15	15	15	15	15
16	16	16	16	16	16	16	16	16	16	16	16
17	17	17	17	17	17	17	17	17	17	17	17
18	18	18	18	18	18	18	18	18	18	18	18
19	19	19	19	19	19	19	19	19	19	19	19
20	20	20	20	20	20	20	20	20	20	20	20
21	21	21	21	21	21	21	21	21	21	21	21
22	22	22	22	22	22	22	22	22	22	22	22
23	23	23	23	23	23	23	23	23	23	23	23
24	24	24	24	24	24	24	24	24	24	24	24
25	25	25	25	25	25	25	25	25	25	25	25
26	26	26	26	26	26	26	26	26	26	26	26
27	27	27	27	27	27	27	27	27	27	27	27
28	28	28	28	28	28	28	28	28	28	28	28
29	29	29	29	29	29	29	29	29	29	29	29
30	30	30	30	30	30	30	30	30	30	30	30
31	31	31	31	31	31	31	31	31	31	31	31
32	32	32	32	32	32	32	32	32	32	32	32
33	33	33	33	33	33	33	33	33	33	33	33
34	34	34	34	34	34	34	34	34	34	34	34
35	35	35	35	35	35	35	35	35	35	35	35
36	36	36	36	36	36	36	36	36	36	36	36
37	37	37	37	37	37	37	37	37	37	37	37
38	38	38	38	38	38	38	38	38	38	38	38
39	39	39	39	39	39	39	39	39	39	39	39
40	40	40	40	40	40	40	40	40	40	40	40
41	41	41	41	41	41	41	41	41	41	41	41
42	42	42	42	42	42	42	42	42	42	42	42
43	43	43	43	43	43	43	43	43	43	43	43
44	44	44	44	44	44	44	44	44	44	44	44
45	45	45	45	45	45	45	45	45	45	45	45
46	46	46	46	46	46	46	46	46	46	46	46
47	47	47	47	47	47	47	47	47	47	47	47
48	48	48	48	48	48	48	48	48	48	48	48
49	49	49	49	49	49	49	49	49	49	49	49
50	50	50	50	50	50	50	50	50	50	50	50
51	51	51	51	51	51	51	51	51	51	51	51
52	52	52	52	52	52	52	52	52	52	52	52

Total Breakdown Number	TBF (hrs)	Total # of Breakdowns	Component TBF (hrs)	Time used (ET-18)	Double Time	Total Time / year (to minutes)	Total Repair time (per year)	Total Regular	Total Double

Time (year to minutes)	Begin a new period (year)	Regular	Time used (ET-18)	Double Time	Total Time / year (to minutes)	Total Repair time (per year)	Total Regular	Total Double
0.00	N/A	0.00	0.00	0.00				



Shutdown Maintenance	PM to AM Transfer	A CLASS COMPONENT	B CLASS COMPONENT	C CLASS COMPONENT

UNIT LEADER RESPONSIBLE FOR UPDATING COMPLETION % WEEKLY	100%	90%	80%	70%	60%	50%	40%	30%	20%	10%

Mircostops Week	1	2	3	4	5	6	7	8	9	10	11	12	
Mircostops Time	13	14	15	16	17	18	19	20	21	22	23	24	
Mircostops Week	25	26	27	28	29	30	31	32	33	34	35	36	
Mircostops Time	37	38	39	40	41	42	43	44	45	46	47	48	
Mircostops Week	49	50	51	52									
Mircostops Time													

Total Manpower cost	Total Component cost

Do not need to print this section for calculation purposes only